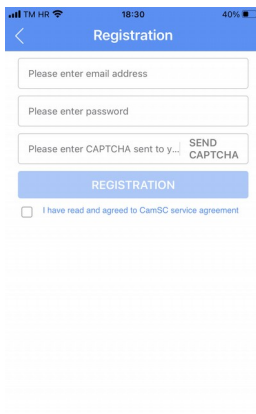


## MANUAL FOR INSTALATION AND USE CAMSC APP FOR SALYUT WIFI AUDIO LISTENING DEVICES



### DOWNLOAD AND INSTALLATION:

Scan QR code with your mobile, choose Apple store or Google Play store link and download CamSC app on your mobile. Install it.



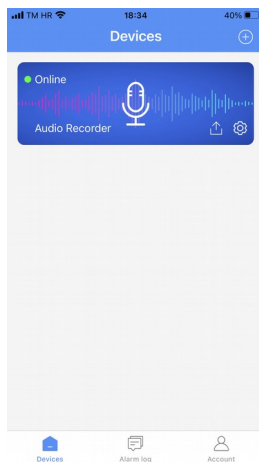
### CREATING ACCOUNT AND ACTIVATION:

Select European countries if your are from Europe  
Select REGISTRATION tab  
Enter your email and choose password ( 8 characters min.)  
Check service agreement box and press SEND CAPTCHA  
Check your email to receive captcha code  
Insert CAPTCHA CODE and tap REGISTRATION



### ADDING DEVICE AND CONNECTING TO YOUR WIFI

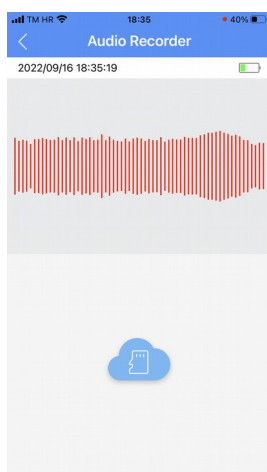
Turn ON your SALYUT device and turn on PAIRING MODE on it  
Connect your mobile to local wifi, enable bluetooth on it  
On CamSC app tap on + , Audio Recorder, CAM-3BDXXX  
Choose your local wifi name and password, NEXT Wait till  
configuring ends, light on SALYUT device will be ON, when  
configuration finnish, light goes OFF



### MAIN SCREEN:

On main screen you can perform these actions:  
 Tap on microphone icon for live listening and recordings playback  
 Setup icon for entering in setup  
 Share icon to share acces to device  
 + icon to add another device to same app  
 Alarm log to see all voice activated alarms  
 Account to see your account details

### LIVE LISTENING SCREEN:



Here you can listen live audio from devices (headphones are recommended)  
 Tap on SD card icon then choose SD card storage to acces your recordings on SD card  
 On recording list, tap on right icon to download file, once file is downloaded you can play it



### RECORDING SETTINGS PAGE:

**Continuos record mode:** In this mode device will allways be connected on WiFi network and will allways record. In this mode battery consumption is maximum

**Power saving mode A :** This is standby mode, when sound is present device recording, WiFi is on standby ( not connected but ready to connect on your request for live listening), you can connect to device anytime for live listen or recording download. Battery consumption is moderate. This settings is RECOMENDED

**Power saving mode B:** This is deep sleep mode with lowest battery consumption, WiFi is OFF, live listening is not possible if there is no sound present. Voice activation works and device is Wifi accesible for live listen and setup changes only during recording interval. Be careful with this mode, especially if triger sensitivity is on Low, possible that device will be allways OFF .